


# Kindergarten and 1st

## Type Your Name

and enhance your keyboarding skills

Directions: Use a crayon (any color or colors) to color the keys that have the letters in your first and last name, then practice typing your name on the keyboard below :))

NAME: \_\_\_\_\_



NAME: \_\_\_\_\_



NAME: \_\_\_\_\_

# CAN YOU FIND THE KEYS??

Build your keyboarding skills by following the directions below

COLOR.....

All of the numbers GREEN

All of the vowels PURPLE

All constants YELLOW

All symbols RED


Shift keys ORANGE

Enter Key BLUE

Delete Key BROWN


Caps Lock Key PINK

Tab Key GRAY





# Information and Communications Technology



Monitor



Mouse




External Drive



Laptop

## Introduction



Hard Drive



Speakers



Keyboard



Web Camera



Memory Stick



Printer



2nd

NAME: \_\_\_\_\_

# CAN YOU FIND THE KEYS??

Build your keyboarding skills by following the directions below

COLOR.....

All of the numbers GREEN

All of the vowels PURPLE

All constants YELLOW

All symbols RED


Shift keys ORANGE

Enter Key BLUE

Delete Key BROWN

Caps Lock Key PINK

Tab Key GRAY



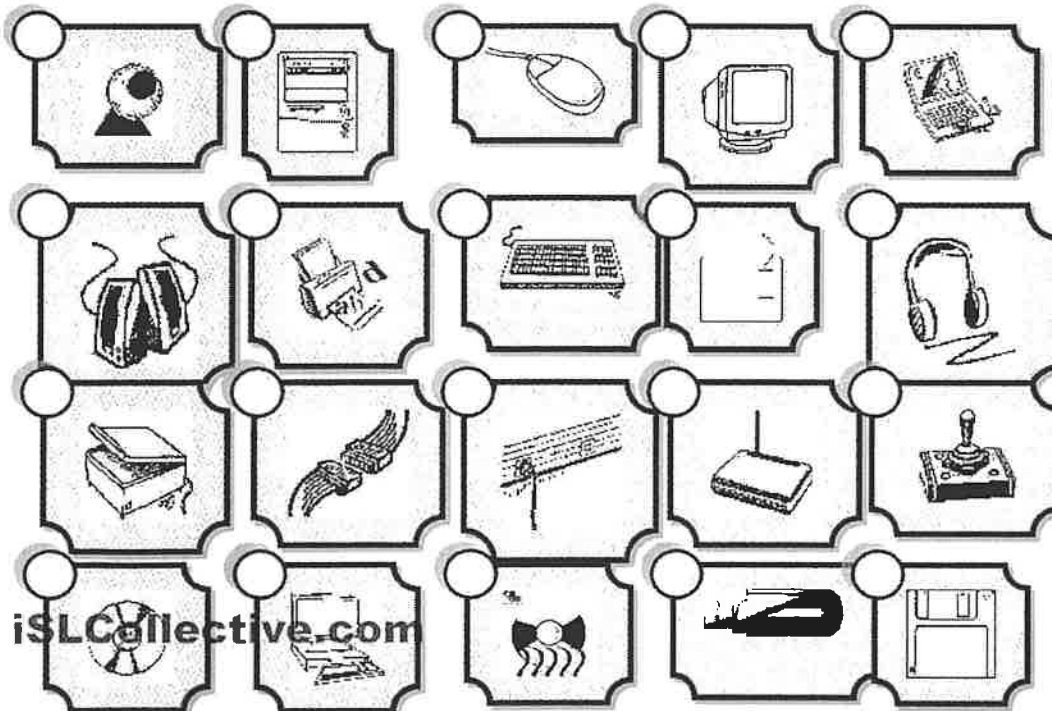




# COMPUTER PARTS

MATCH THE IMAGES AND THE WORDS

- |                 |                 |                   |                |
|-----------------|-----------------|-------------------|----------------|
| 1<br>SPEAKERS   | 2<br>MODEM      | 3<br>MOUSE        | 4<br>WIRES     |
| 5<br>PRINTER    | 6<br>MONITOR    | 7<br>CD           | 8<br>HEADPHONE |
| 9<br>FLASHDRIVE | 10<br>MOUSE PAD | 11<br>CPU         | 12<br>FLOPPY   |
| 13<br>LAPTOP    | 14<br>PC        | 15<br>POWER STRIP | 16<br>WEBCAM   |
| 17<br>JOYSTICK  | 18<br>SCANNER   | 19<br>KEYBOARD    | 20<br>BURNER   |






# Information and Communications Technology



Monitor




Mouse




External Drive



Laptop



Hard Drive



Speakers




Keyboard



Web Camera



Memory Stick



Printer

## Introduction



3<sup>rd</sup>

NAME: \_\_\_\_\_

# CAN YOU FIND THE KEYS??

Build your keyboarding skills by following the directions below

COLOR.....

All of the numbers GREEN

All of the vowels PURPLE

All constants YELLOW

All symbols RED


Shift keys ORANGE

Enter Key BLUE

Delete Key BROWN

Caps Lock Key PINK

Tab Key GRAY





# Home Keys Practice: S, L, A, and ;

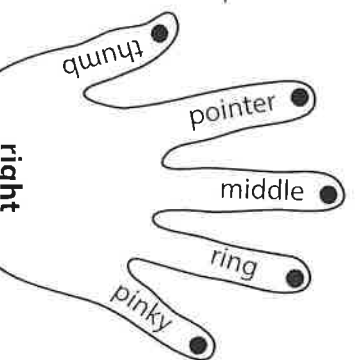
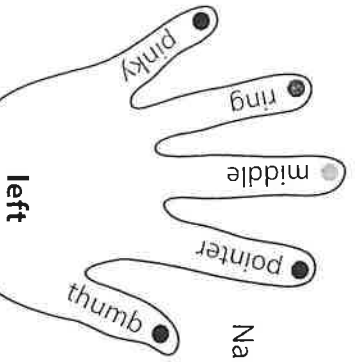
Name: \_\_\_\_\_

Date: \_\_\_\_\_

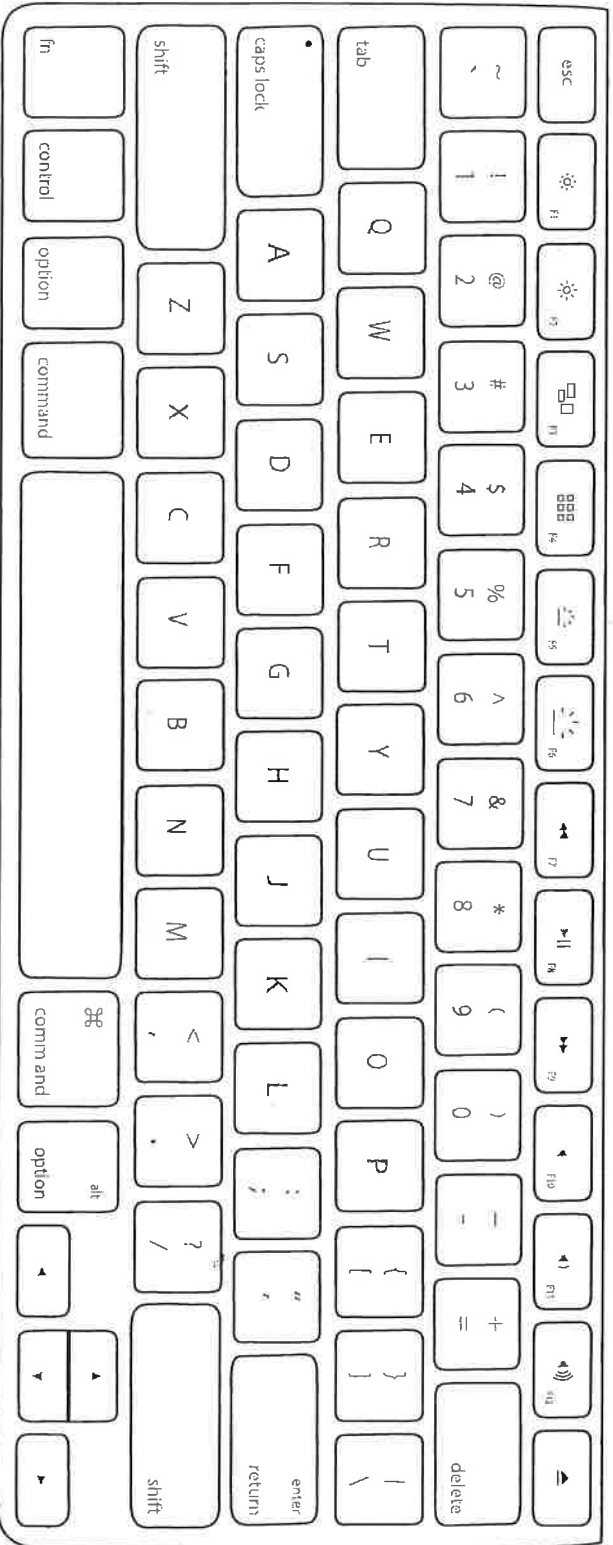
least three times.

practice typing each letter combination at

## Letter Combinations:



- |               |               |                |
|---------------|---------------|----------------|
| <b>S-L</b>    | <b>A-;</b>    | <b>S,L,A,;</b> |
| S-S-S         | A-A-A         | S-L-A-;        |
| L-L-L         | ;-;-          | S-S-L-A-A-;    |
| S-S-L-L       | A-A-;-        | A-;-L-S-;-A    |
| S-L-S-L       | A-;-A-;       | S-A-S-S        |
| L-L-S-L-S     | ;-;-A-;-A     | S-A-A-L-L      |
| L-L-L-L-L-L-S | ;-;-;-;-;-A   | S-;-L-S-A      |
| S-L-L-S       | A-;-;-A       |                |
| S-L-S-S-L-S-L | A-;-A-A-;-A-; |                |
| L-S-S-L-S     | ;-A-A-;       |                |







# Home Keys Practice: F, J, D, and K

Name: \_\_\_\_\_

Date: \_\_\_\_\_

least three times.

practice typing each letter combination at

## Letter Combinations:

### F-J

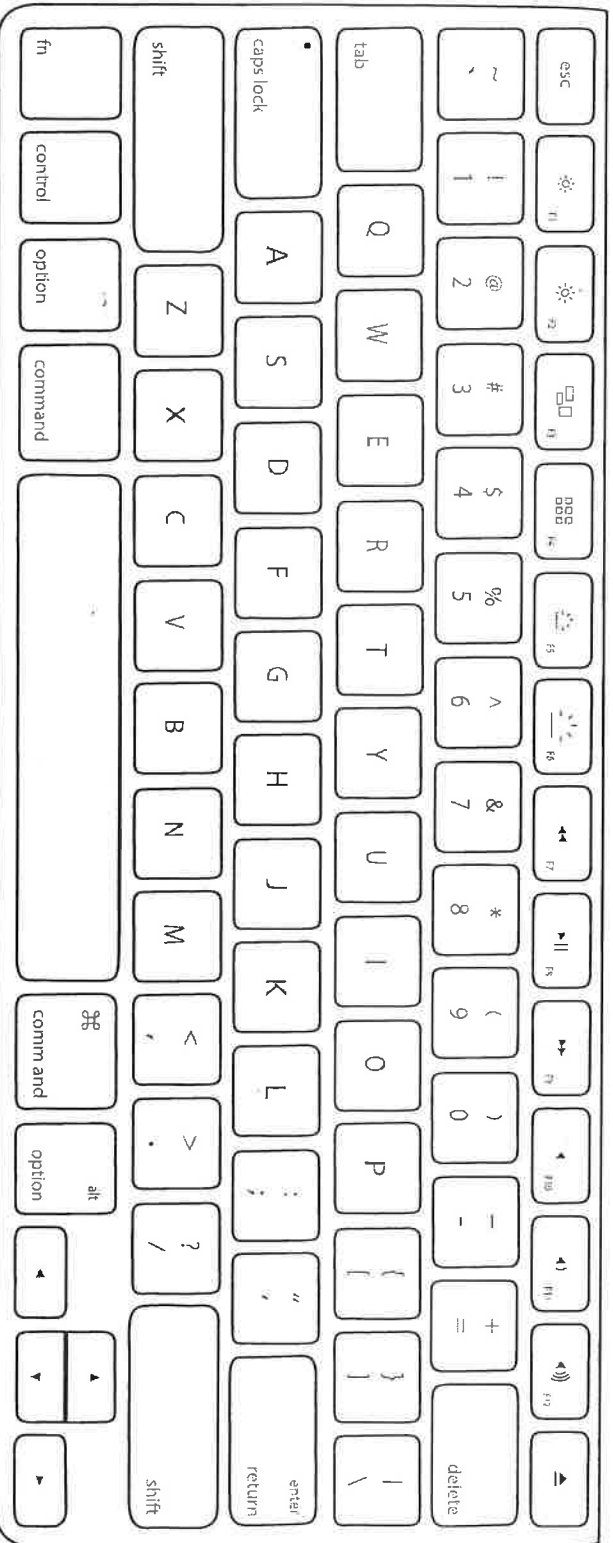
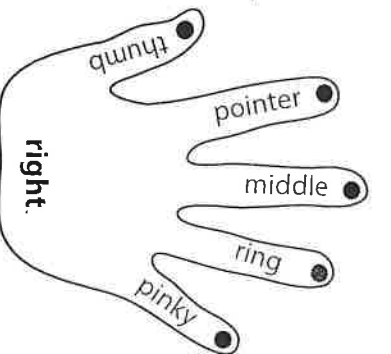
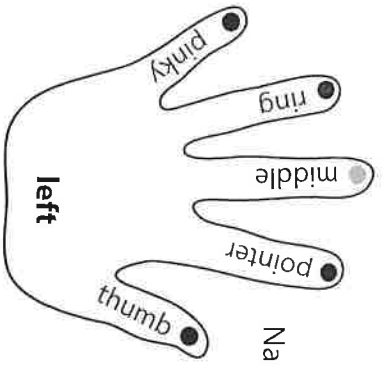
- F-F-F
- J-J-J
- F-F-J-J
- J-F-J-F
- J-J-F-J-F
- F-J-F-F-J-F
- J-F-F-J-F

### D-K

- D-D-D
- K-K-K
- D-D-K-K
- D-K-D-K
- K-K-D-K-D
- K-K-K-K-K-D
- D-K-K-D
- D-K-D-D-K-D-K
- K-D-D-K-D

### F,J,D,K

- F-J-D-K
- F-F-J-D-D-K
- D-K-J-F-K-K-D
- F-D-F-F
- F-D-D-J-J
- F-K-K-J-F-D

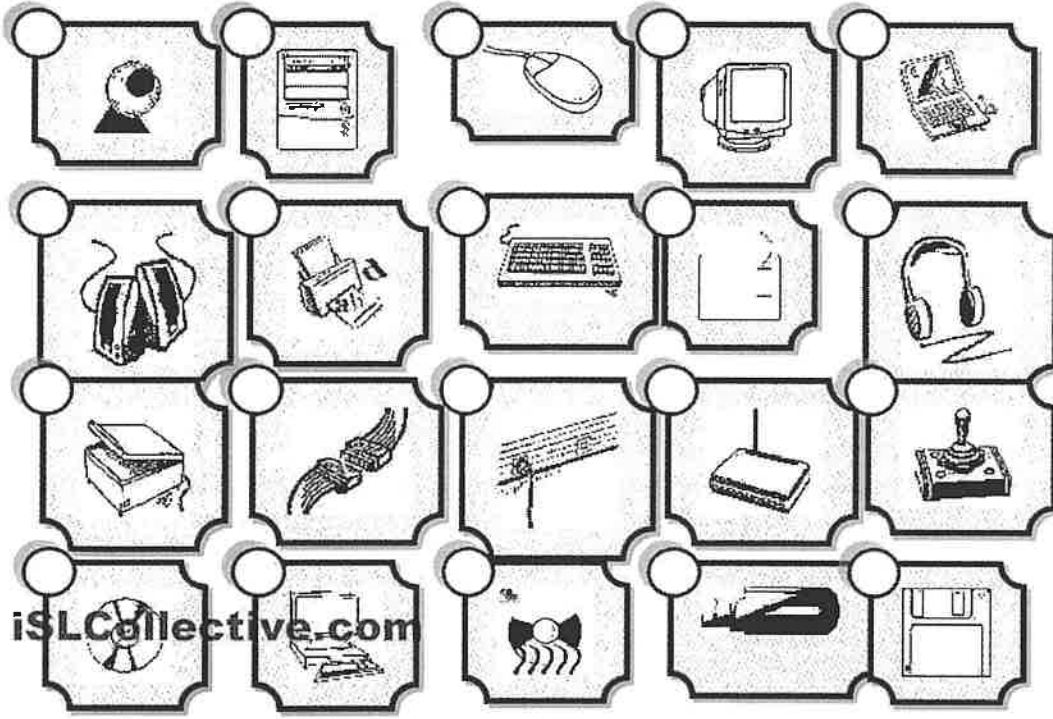




# COMPUTER PARTS

MATCH THE IMAGES AND THE WORDS

- |                 |                 |                   |                |
|-----------------|-----------------|-------------------|----------------|
| 1<br>SPEAKERS   | 2<br>MODEM      | 3<br>MOUSE        | 4<br>WIRES     |
| 5<br>PRINTER    | 6<br>MONITOR    | 7<br>CD           | 8<br>HEADPHONE |
| 9<br>FLASHDRIVE | 10<br>MOUSE PAD | 11<br>CPU         | 12<br>FLOPPY   |
| 13<br>LAPTOP    | 14<br>PC        | 15<br>POWER STRIP | 16<br>WEBCAM   |
| 17<br>JOYSTICK  | 18<br>SCANNER   | 19<br>KEYBOARD    | 20<br>BURNER   |

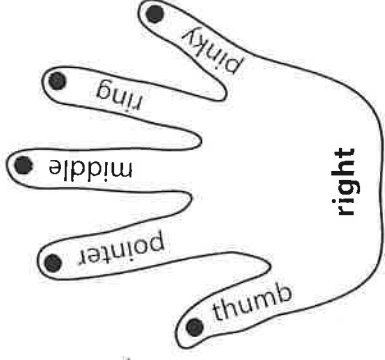
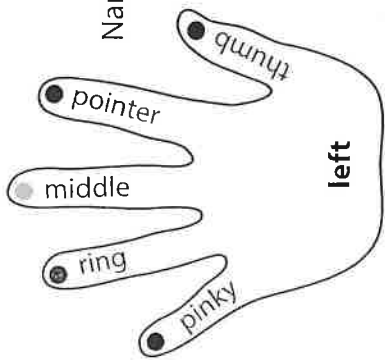




4<sup>th</sup> and 5<sup>th</sup>

# Home Keys Practice: S, L, A, and ;

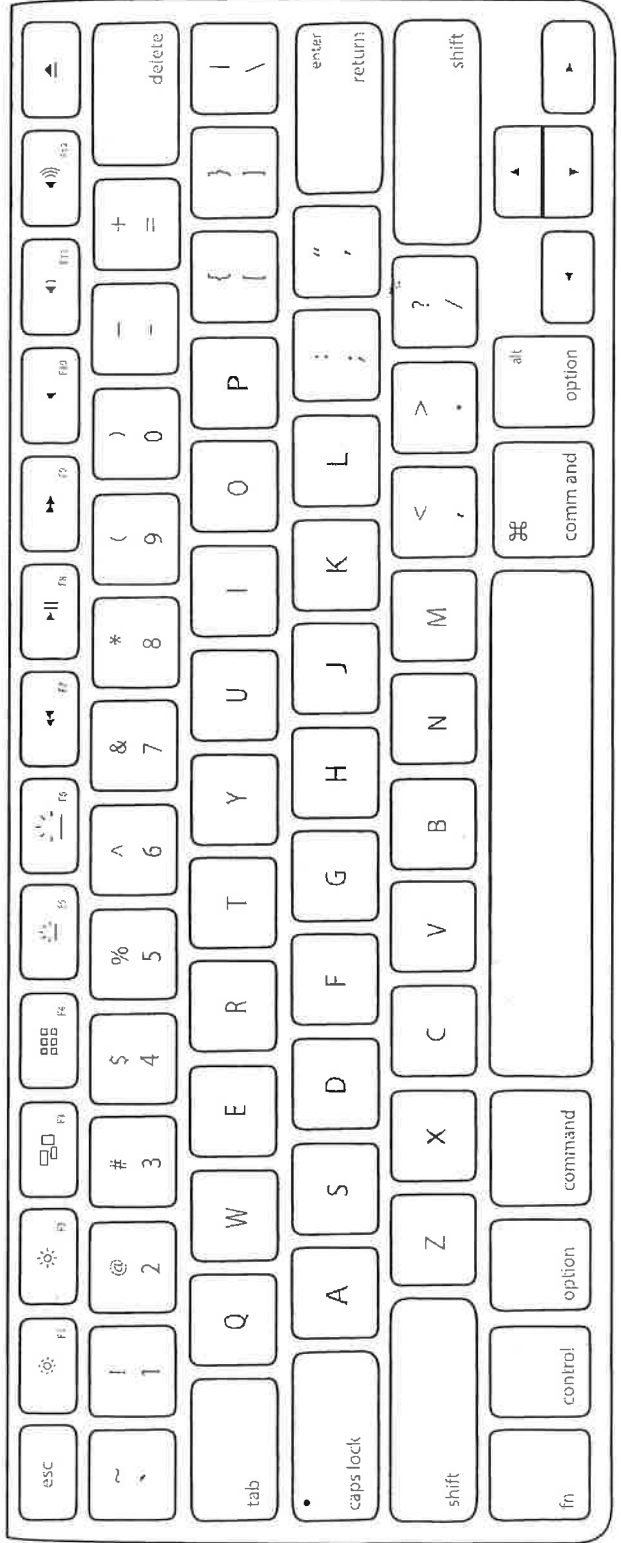
Name: \_\_\_\_\_ Date: \_\_\_\_\_



practice typing each letter combination at least three times.

## Letter Combinations:

- |               |               |                |
|---------------|---------------|----------------|
| <u>S-L</u>    | <u>A-;</u>    | <u>S,L,A,;</u> |
| S-S-S         | A-A-A         | S-L-A-;        |
| L-L-L         | ;-;-;         | S-S-L-A-A-;    |
| S-S-L-L       | A-A-;-        | A-;-L-S-;-A    |
| S-L-S-L       | A-;-A-;       | S-A-S-S        |
| L-L-S-L-S     | ;-;-A-;-A     | S-A-A-L-L      |
| L-L-L-L-L-S   | ;-;-;-;-A     | S-;-;-L-S-A    |
| S-L-L-S       | A-;-;-A       |                |
| S-L-S-S-L-S-L | A-;-A-A-;-A-; |                |
| L-S-S-L-S     | ;-A-A-;       |                |

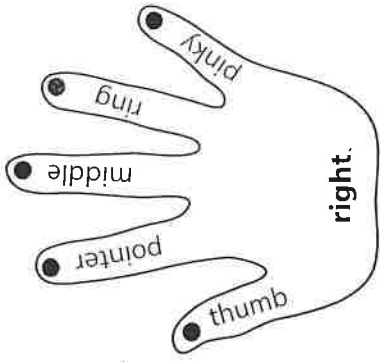
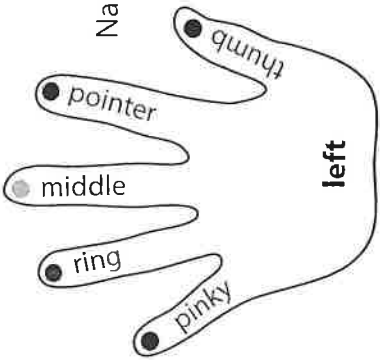




# Home Keys Practice: F, J, D, and K

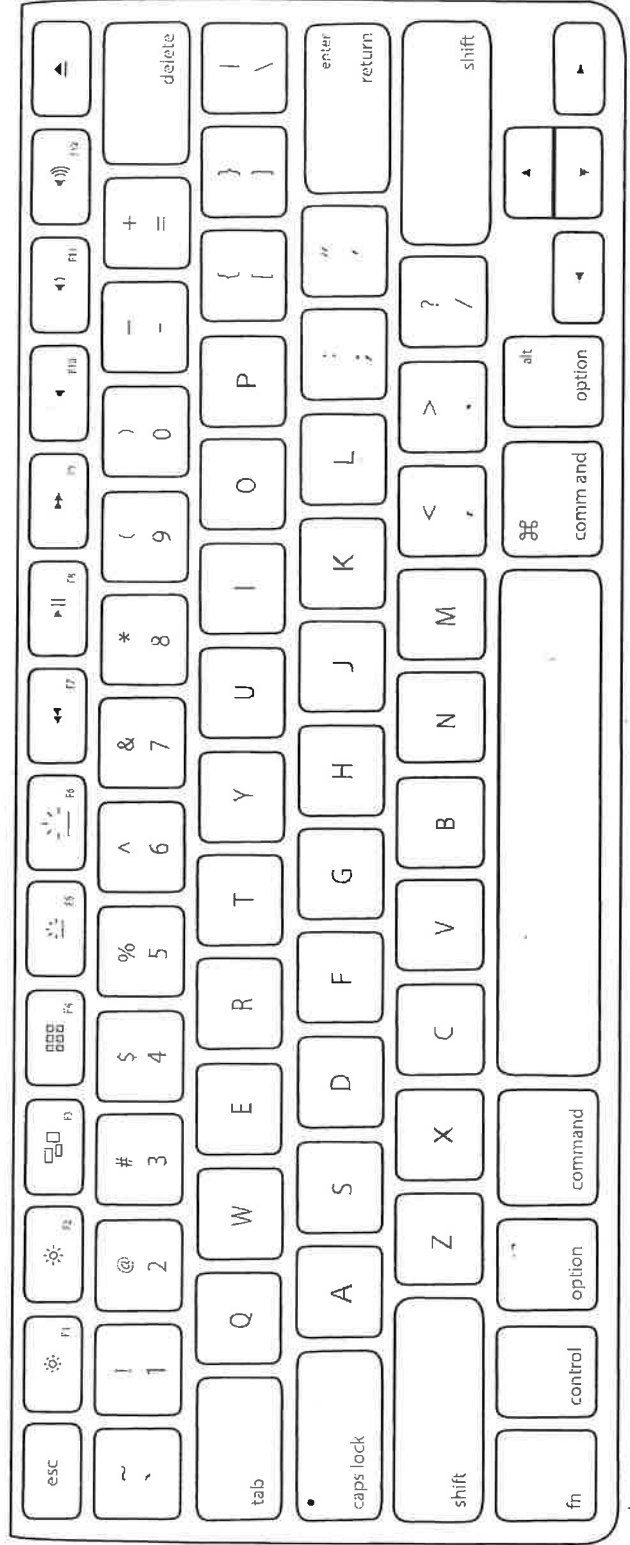
Name: \_\_\_\_\_ Date: \_\_\_\_\_

Practice typing each letter combination at least three times.



## Letter Combinations:

- |               |               |                |
|---------------|---------------|----------------|
| <b>F-J</b>    | <b>D-K</b>    | <b>F,J,D,K</b> |
| F-F-F         | D-D-D         | F-J-D-K        |
| J-J-J         | K-K-K         | F-F-J-D-D-K    |
| F-F-J-J       | D-D-K-K       | D-K-J-F-K-K-D  |
| J-F-J-F       | D-K-D-K       | F-D-F-F        |
| J-J-F-J-F     | K-K-D-K-D     | F-D-D-J-J      |
| J-J-J-J-J-F   | K-K-K-K-K-D   | F-K-K-J-F-D    |
| F-J-J-F       | D-K-K-D       |                |
| F-J-F-F-J-F-J | D-K-D-D-K-D-K |                |
| J-F-F-J-F     | K-D-D-K-D     |                |



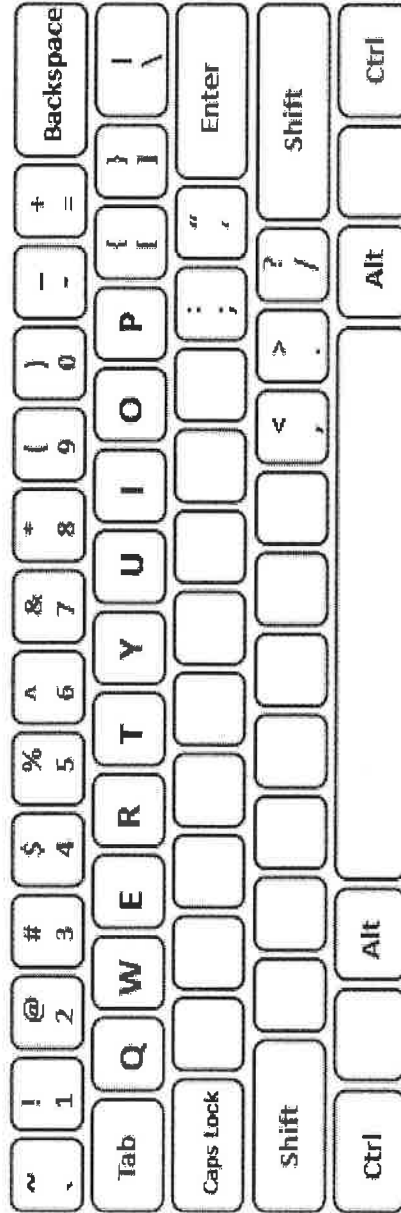




Name: \_\_\_\_\_

## Fill in the Missing Keys on the Keyboard

Fill in the missing keys on the keyboard.





# COMPUTER PARTS

MATCH THE IMAGES AND THE WORDS

|               |            |            |            |              |              |         |                |                 |                 |           |              |              |          |                   |              |                |               |                |              |
|---------------|------------|------------|------------|--------------|--------------|---------|----------------|-----------------|-----------------|-----------|--------------|--------------|----------|-------------------|--------------|----------------|---------------|----------------|--------------|
| 1<br>SPEAKERS | 2<br>MODEM | 3<br>MOUSE | 4<br>WIRES | 5<br>PRINTER | 6<br>MONITOR | 7<br>CD | 8<br>HEADPHONE | 9<br>FLASHDRIVE | 10<br>MOUSE PAD | 11<br>CPU | 12<br>FLOPPY | 13<br>LAPTOP | 14<br>PC | 15<br>POWER STRIP | 16<br>WEBCAM | 17<br>JOYSTICK | 18<br>SCANNER | 19<br>KEYBOARD | 20<br>BURNER |
|---------------|------------|------------|------------|--------------|--------------|---------|----------------|-----------------|-----------------|-----------|--------------|--------------|----------|-------------------|--------------|----------------|---------------|----------------|--------------|

